

SNAP LOCK PLUS PANEL (SLPP)

IDEAL RESIDENTIAL, INDUSTRIAL & COMMERCIAL APPLICATION

The Snap Lock Plus Panel is distinctive for its board width seam, impressive structural capabilities, and easy snap lock installation. Featuring a 1-3/4" seam height, this continuous interlocking engineered roof system has a concealed fastener and clip application that allows thermal movement and requires no mechanical seaming to ensure weathertight integrity. The installation is simple and quick, yet it withstands extremely high design pressures.

Available Widths

16" & 18"

Materials Available

26ga & 24ga AZ55 Acrylic Coated Galvalume
 26ga & 24ga Painted Galvalume
 .032" & .040" Painted Aluminum


Finishes

Available in a wide variety of colors. See the AMF color chart for standard and premium color availabilities.


Warranty

35 year warranty for galvalume and aluminum
 25 year for AZ55 acrylic coated galvalume


Striations(recommended)



Pencil Beads



Bead Ribs



Flat



SHERWIN-WILLIAMS
Coil Coatings

PAC CONTRACTORS
ASSOCIATION

